



Santai Science Inc.

iLOK™ III Large-sized Empty Solid Load Cartridge

iLOK™ III large-sized empty solid load cartridges offer convenience of manual assembly to the users and meet the needs of users for loading higher sample quantity. To connect the Solid load cartridge with most commonly used high flow rate Flash chromatography systems available in the market, there are several adaptors for tubings with various outer diameters (OD), including 1/4-inch, 3/16-inch and 1/8-inch.

- ▶ Innovative column design convenient for manual assembly
- ▶ Available in 5 cartridge sizes of 800g, 1600g, 3000g, 5000g and 7000g
- ▶ Various adaptors for different OD tubings make it compatible with any flash system
- ▶ Reinforced cartridge body with maximum operating pressure up to 100 psi (6.9 bar)
- ▶ The end cover is sealed vertically with the fixing ring to avoid the risk of leakage
- ▶ Hand twist butterfly bolt, easy to remove end cover
- ▶ Support multiple use, easy to replace consumables- Plastic column tube



Introduction of iLOK™ III Empty Solid Load Cartridge components


The Reusable Parts for iLOK™ III Empty Solid Load Cartridge

The reusable components of iLOK® III solid sample column are stainless steel end cap, retaining ring, butterfly bolt, so it can be used for a long time. This product is an economical and suitable choice for users.

The Disposable Parts for iLOK™ III Empty Solid Load Cartridge

The Disposable Parts for iLOK™ III empty solid load cartridge mainly include the column tube, the frit and the sealing ring, and these parts will be contaminated after one or several uses, when users can replace these parts according to actual needs. The optimized design of the product provides convenience and saves the cost of use for users.


User Guideline



Step 1 Check product components, including column tubes, two end caps, two retaining rings, two sealing rings, eight butterfly bolts and two filters.



Step 2 Place the column tube on the lab bench, and place the sealing ring in the groove of the column tube opening.



Step 3 Place the cap on the sealing ring, and the sealing ring fits into the groove on the lower part of the cap.



Step 4 Insert the butterfly bolt.



Step 5 Manually tighten the four butterfly bolts to secure the end cover.



Step 6 Rotate the column body so that the other opening end is up. Place the bottom frit into the lower part of the column body, and use the plug tool to flatten the bottom frit. At this time, the bottom frit is in contact with the cap.



Step 7 Fill suitable chromatographic media or solid samples into the tube according to user needs.



Step 8 Place the top frit on the filled media bed and align the frit horizontally.



Step 9 Place the other sealing ring in the groove of the column body opening.



Step 10 Place the other cap on the sealing ring, and the sealing ring fits into the groove on the lower part of the cap.



Step 11 Insert the butterfly bolt to secure the end cover.




Step 12 Connect the adaptors of the tubings to the inlet and outlet of the cartridge. Users can choose the appropriate adaptor of 1/8-inch, 3/16-inch or 1/4-inch OD tubing according to their needs.

Ordering Information




iLOK™ III Empty Solid Load Cartridge

Product	Item Number	Description	Units /Box	Volume (mL)	Cartridge Length (mm)	Cartridge ID (mm)	Max. Pressure (psi/bar)
iLOK™ III 800 g	SD-0000-0800B	Fully assembled, with plastic column tube and stainless steel assembly.	optional	1395	140	127	100/6.9
iLOK™ III 1600 g	SD-0000-1600B	Fully assembled, with plastic column tube and stainless steel assembly.	optional	2760	250	127	100/6.9
iLOK™ III 3000 g	SD-0000-3000B	Fully assembled, with plastic column tube and stainless steel assembly.	optional	5165	440	127	100/6.9
iLOK™ III 5000 g	SD-0000-5000B	Fully assembled, with plastic column tube and stainless steel assembly.	optional	8610	692	127	100/6.9
iLOK™ III 7000 g	SD-0000-7000B	Fully assembled, with plastic column tube and stainless steel assembly.	optional	12510	1000	127	100/6.9


The Reusable Parts for iLOK™ III Empty Solid Load Cartridge

Product	Item Number	Description	Product Picture
iLOK™ III 800g-7000g Reusable Assembly	CNTK-SD-0800B-7000B	Assembly for SD800-SD7000 solid sample column comprising stainless steel end cover, retaining ring, sealing ring, four bolts.	

The Disposable Parts for iLOK™ III Empty Solid Load Cartridge

Product	Item Number	Description	Product Picture
iLOK™ III 800g Disposable Column Tube	ET-SD0800B	The Plastic column tube for 800 g empty solid load cartridge	
iLOK™ III 1600g Disposable Column Tube	ET-SD1600B	The Plastic column tube for 1600 g empty solid load cartridge	
iLOK™ III 3000g Disposable Column Tube	ET-SD3000B	The Plastic column tube for 3000 g empty solid load cartridge	
iLOK™ III 5000g Disposable Column Tube	ET-SD5000B	The Plastic column tube for 5000 g empty solid load cartridge	
iLOK™ III 7000g Disposable Column Tube	ET-SD7000B	The Plastic column tube for 7000 g empty solid load cartridge	
iLOK™ III 800g-7000g Universal Frit	PF-134-SD-0800B-7000B	The top frit for 800g-7000g empty solid load cartridge	
	PF-234-SD-0800B-7000B	The bottom frit for 800g-7000g empty solid load cartridge	
iLOK™ III 800g-7000g Universal Sealing Ring	OS-SD-0800B-7000B	The sealing ring for 800g-7000g empty solid load cartridge	

The Adaptor Kits for iLOK™ III Empty Solid Load Cartridge

Product	Item Number	Description	Product Picture
Adapter Kit of SD800-SD7000	BLL-0506-032-2	A pair of adaptors of SD800-SD7000 for 1/8-inch OD tubing	
	BLL-0506-048-2	A pair of adaptors of SD800-SD7000 for 3/16-inch OD tubing	
	BLL-0506-064-2	A pair of adaptors of SD800-SD7000 for 1/4-inch OD tubing	

The Assembly tools for iLOK™ III Empty Solid Load Cartridge

Product	Item Number	Description	Product Picture
Frit Insertion Rod of SD800-SD7000	TO-PF-IR-007	The frits insertion rod for SD800-SD7000	