

The Application of SepaBean™ Machine in the Field of Organic Optoelectronic Materials

Wenjun Qiu, Bo Xu
Application R&D Center

Introduction

Organic optoelectronic materials are a kind of organic materials having photoelectric activities, which are widely used in various fields such as light-emitting diodes (LEDs, as shown in Figure 1), organic transistors, organic solar cells, organic memory, etc. Organic optoelectronic materials are usually organic molecules rich in carbon atoms and having a large π -conjugated system. They could be classified into two types, including small molecules and polymers. Compared with inorganic materials, organic optoelectronic materials can achieve large area preparation as well as flexible device preparation by a solution method. Furthermore, organic materials have a variety of structural components and broad space for performance regulation, which making them suitable for molecular design to achieve the desired performance as well as preparing nano or molecular devices by bottom-up device assembly methods, including the self-assembly method. Therefore, organic optoelectronic materials are receiving more and more attention from researchers because of its inherent advantages.

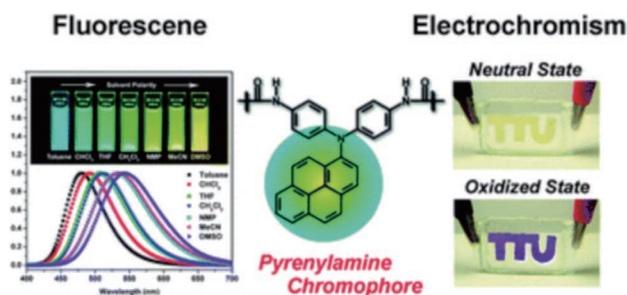


Figure 1. A type of organic polymer material which could be used to prepare LEDs . Reproduced from reference 1.

To ensure better performance in the later stage, it is necessary to improve the purity of the target compound as much as possible in the early stage of synthesizing organic optoelectronic materials. SepaBean™ machine, a flash preparative liquid chromatography system produced by Santai Technologies, Inc. could perform the separation tasks at the level from milligrams to hundreds of grams. Compared with traditional manual chromatography with glass columns, the automatic

method could greatly save time as well as reduce the consumption of organic solvents, offering an efficient, rapid and economical solution for the separation and purification of synthetic products of organic optoelectronic materials.

Experimental Section

In the application note, a common organic optoelectronic synthesis was employed as an example and the crude reaction products were separated and purified. The target product was purified in a rather short time by SepaBean™ machine (as shown in Figure 2), greatly shortening the experimental process.




Figure 2. The photo of SepaBean™ machine, a flash preparative liquid chromatography system.

The sample was the synthetic product of a common optoelectronic material. The reaction formula was shown in Figure 3.

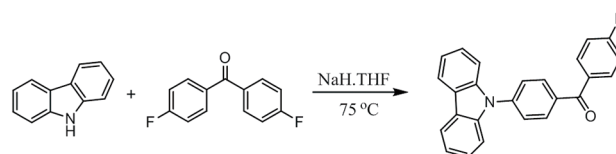


Figure 3. The reaction formula of a type of organic optoelectronic material.

When the synthetic reaction was completed, the flash preparation experiment for the synthetic

products was performed and the experimental setup was listed in Table 1.

Instrument	SepaBean™ machine	
Flash cartridge	40g SepaFlash™ Standard Series silica (40-63µm, 60Å, Order number: S-5101-0040)	
Wavelength	254 nm (detection), 365 nm (monitoring)	
Mobile phase	Solvent A: N-hexane Solvent B: Ethyl acetate	
Flow rate	15 ml/min	
Sample load	1.0 g	
Gradient	Column volume (CV)	Solvent B (%)
	0.0	0
	15.0	15
	16.5	80
	18.0	80

Table 1. The experimental setup for flash preparation.

Results and Discussion

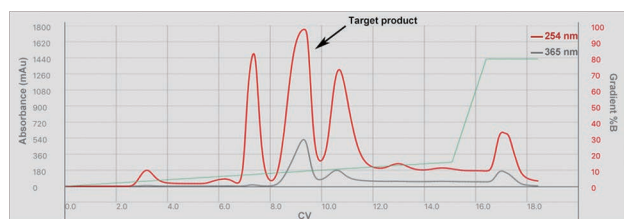


Figure 4. The flash chromatogram of the sample.

In the flash preparative purification procedure, a 40g SepaFlash™ Standard Series silica cartridge was used and the purification experiment was run for about 18 column volumes (CV). The target product was automatically collected and the flash chromatogram of the sample was shown in Figure 4. Detecting by TLC, the impurities before and after the target point could be effectively separated. The entire flash preparative purification experiment took a total of about 20 minutes, which could save about 70% of the time when comparing with manual chromatography method. Furthermore, the solvent consumption in automatic method was approximately 800 mL, saving about 60% of the solvents when comparing with manual method. The comparative results of the two methods were shown in Figure 5.

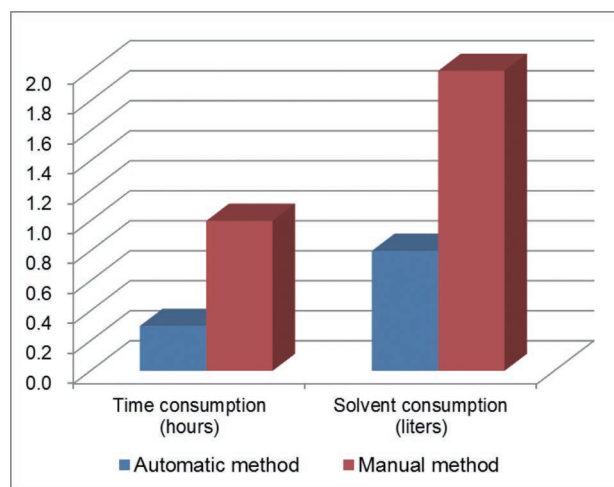


Figure 5. The comparative results of the two methods.

As shown in this application note, the employment of the SepaBean™ machine in the research of organic optoelectronic materials could effectively save lots of solvents and time, thus speeding up the experimental process. Furthermore, the highly sensitive detector with wide range detection (200 - 800 nm) equipped in the system could meet the requirements for visible wavelength detection. Moreover, the separation method recommendation function, a built-in feature of the SepaBean™ software, could make the machine much easier to use. Finally, the air pump module, a default module in the machine, could reduce the environmental contamination by the organic solvents and thus protect the health and safety of the laboratory personnel. In conclusion, the SepaBean™ machine combined with the SepaFlash™ purification cartridges could meet the application demands of the researchers in the field of organic optoelectronic materials.

References

1. Y. -C. Kung, S. -H. Hsiao, Fluorescent and electrochromic polyamides with pyrenylamine chromophore, *J. Mater. Chem.*, 2010, 20, 5481-5492.

About the SepaFlash™ Standard Series silica cartridges

There are a series of the SepaFlash™ Standard Series silica cartridges with different specifications from Santai Technology (as shown in Table 2).

Item Number	Column Size	Flow Rate (mL/min)	Max. Pressure (psi/bar)
S-5101-0004	4 g	15-40	300/20.7
S-5101-0012	12 g	30-60	300/20.7
S-5101-0025	25 g	30-60	300/20.7
S-5101-0040	40 g	40-70	300/20.7
S-5101-0080	80 g	50-100	200/13.8
S-5101-0120	120 g	60-150	200/13.8
S-5101-0220	220 g	80-220	150/10.3
S-5101-0330	330 g	80-220	150/10.3
S-5101-0800	800 g	100-300	100/6.9
S-5101-1600	1600 g	200-500	100/6.9
S-5101-3000	3000 g	200-500	100/6.9



Table 2. SepaFlash Standard Series silica cartridges. Packing materials: UltraPure irregular silica, 40-63µm, 60Å.

Santai Technologies Inc.

Address: No. 78 Qingyang Road, Xinbei District, Changzhou, Jiangsu Province, China

Website: www.santaitech.com

CHINA

Tel.: +86 (519) 8515 0175

Fax: +86 (519) 8515 3561

Email: info@santaitech.com

Website: www.santaitech.com

CANADA

Tel: +1 418-580-0437

Order mail: ca_order@santaitech.com

Support mail: ca_support@santaitech.com

INDIA

Tel: +91 937-181-2696

Order mail: in_order@santaitech.com

Support mail: in_support@santaitech.com

a santai science company

